


## Beamesh - MESH LIQUID FILTER BAGS

- Micron ratings from 5 to 1000
- Non-fiber releasing media
- 7 industry standard sizes •
- Sewn construction
- High flow - low pressure drop media
- Handles on all bags
- Choice of metal ring tops or molded tops

### MESH MATERIALS



**MULTIFILAMENT MESH** materials are woven from the threads made of small fibers twisted together. Bags made from these materials are low cost and are disposable.




**MONOFILAMENT MESH** is a woven material. Each thread is a single filament. The openings are square. They have excellent strength



### STYLES

### MONOFILAMENT & MULTIFILAMENT MESH FILTER BAGS

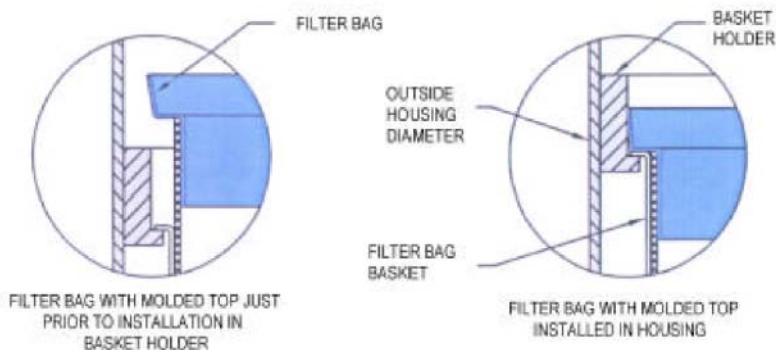


BEA-Standard mesh bags are manufactured from a single layer of mesh material.

Standard ring bags have a galvanized steel ring (stainless steel optional) sewn in the top of the bag. Sewn seams are standard.

Molded top filter bags have a plastic top sewn to the filter bag.

### MOLDED TOPS



### Advantages of Mesh Filter Media

- Operates on the principle of surface filtration
- Wide range of micron ratings
- Reusable
- Non-fiber releasing
- Good efficiencies
- Can hold large quantities of contaminants under the right conditions.

## SIZES

Filter Bag Size	Diameter (In.-Approx.)	Length (inches)	Area (ft <sup>2</sup> )	Maximum Flow (gpm)
1	7.25	16.5	2.0	90
2	7.25	32	4.5	180
3	4.31	8	0.5	20
4	4.31	14	1.0	40
7	5.63	15	1.5	60
8	5.63	21	2.0	80
9	5.63	32	3.0	120

## FIBER COMPATIBILITIES

FIBERS	COMPATIBILITY*					
	Weak Acids	Strong Acids	Weak Alkali	Strong Alkali	Solvents	Temperature °F Max.
Polyester	Very Good	Good	Good	Poor	Good	300°
Nylon	Fair	Poor	Excellent	Excellent	Good	300°

\*use chart as a guide only. Chemical compatibility should be checked for specific fluid

## ORDERING INFORMATION

<p><b>TYPE FIBER</b>                      PEM = MESH, POLYESTER MULTIFILAMENT                      NMO = MESH, NYLON MONOFILAMENT</p> <p><b>MICRON RATINGS</b>                      PEM = 100, 125, 150, 200, 250, 300, 400, 600, 800, 1000                      NMO = 5, 10, 25, 50, 75, 100, 125, 150, 200, 300, 400, 600, 800, 1000</p> <p><b>BAG FINISH</b>                      P = PLAIN (STANDARD ON ALL MESH)</p> <p><b>BAG SIZE</b>                      1, 2, 3, 4, 7, 8, 9</p> <p><b>BAG STYLES</b>                      S = GALVANIZED CARBON STEEL RINGS                      S-SS = STAINLESS STEEL RINGS                      POL = MOLDED POLYPROPYLENE TOP (SIZE 1 &amp; 2 ONLY)                      PEL = MOLDED POLYESTER TOP (SIZE 1 &amp; 2 ONLY)</p>	NMO	150	P	1	S
---------------------------------------------------------------------------------------------------------------------------------------------------------------------------------------------------------------------------------------------------------------------------------------------------------------------------------------------------------------------------------------------------------------------------------------------------------------------------------------------------------------------------------------------------------------------------------------------------------------------------------------------------------------------------------------------------------------------------------------------------------------------------------------------------------------------	-----	-----	---	---	---

## BAG SIZE AND VISCOSITY CORRECTION

For other than #2 size bags, multiply delta P from above table by the bag size correction factor below to calculate delta P. If viscosity of the liquid is greater than 1 cps (water @ 68° F), multiply the result by the proper viscosity correction factor.

### BAG SIZE CORRECTION

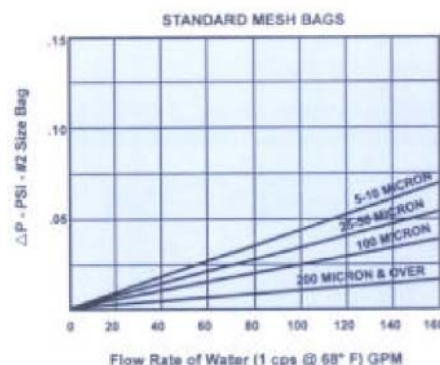
Bag Size	Correction Factor
1	2.25
2	1.00
3	9.00
4	4.50
7	3.00
8	2.25
9	1.50

### VISCOSITY CORRECTION

Viscosity CPS	Correction Factor
50	4.5
100	8.3
200	16.6
400	27.7
800	50.0
1000	56.2
1500	77.2
2000	113.6
4000	161.0
6000	250.0
8000	325.0
10000	430.0

## PRESSURE DROP DATA

The graph shows the delta P produced by a # 2 size bag for water, 1 cps @ 68° F. The pressure drop is specific to the type of bag, the micron rating and the flow rate for the filter bag only. It does not include the pressure drop caused by the housing & basket. Max. delta P: 1,5 bar.



Bea Technologies reserves the right to alter specifications without prior notice



Bea Technologies Spa Via Newton, 4 - 20016 Pero (Milano) ITALY  
 Tel +39 02 339271 FAX +39 02 3390713 e-mail: [info@bea-italy.com](mailto:info@bea-italy.com)  
 web: [www.bea-italy.com](http://www.bea-italy.com)